



HIRE | SALES | SERVICE

CONCRETE SERVICES & SUPPLIES
2023 BROCHURE



CONCRETE SERVICES & SUPPLIES

Bringing you....



**WACKER
NEUSON**
all it takes!



And much more!

CONTENTS

Conscreed® E1800 Concrete Screed	3-4
Power Trowels	5-6
Pans & Blades	6
CONTOP Topping Spreader	7
Manual Spreader	8
Sprayers	8
Toppings & Curing Agents	9
Concrete Buggies	10
Husqvarna Battery Series	11-12
- BV 30i Battery Driven Screed	11
- K535i Battery Driven Power Cutter	11
- Batteries & Chargers	12
Husqvarna Floor & Road Saws	13
Husqvarna Soff-Cut	14
Husqvarna Dust Extractors	14
Wet Vacs	15
Pokers & External Vibrators	16
Rebar Tools	17
Lighting Towers	18
Trimble Lasers & Receivers	19
Tripods, Staffs & Clamps	20
Concrete Finishing Tools	21-28
Concrete Dissolver & Mould Oil	28
Hipertrowel - Grinding & Polishing	29-30
Husqvarna Floor Grinders	31

CONSCREED® E1800 FOR SALE & HIRE


Designed and manufactured in the UK, the Ekin Conscreed® E1800 is an electric/lithium ion powered, emissions free concrete screeding machine. Being lightweight, it is ideal for levelling concrete floors on mezzanine, mesh, heat tubing, membranes, insulation and more. Contact us today for more information.



- LIGHTWEIGHT • ELECTRIC POWERED • EMISSIONS FREE • LASER PRECISION •
- MULTIPLE CHARGING OPTIONS • QUICK RELEASE HEAD • EASY TO CONTROL •
- LED LIGHTS FRONT AND REAR • FITS THROUGH NARROW GAPS DOWN TO 750MM •
- ADJUSTABLE VIBRATOR • IP69K WATERPROOF FOR DURABILITY •

Out of hours call Ruth on:
07720 711312

CONCRETE SERVICES & SUPPLIES



POWER TROWELS

**AVAILABLE TO HIRE
AND BUY (NEW OR USED)**

Are you looking to buy a Power Float? Concrete Services & Supplies Ltd (CSS) are the exclusive dealer for the full range of Husqvarna Ride-On and Walk-Behind Power Floats & Power Trowels covering the UK and Ireland.

We can provide solutions for all of your concrete flooring jobs - the CRT 36 & CRT 48 ride-ons and a range of walk-behinds. We have both new and ex-hire fleet Power Floats for sale. We can also service and repair your existing Power Floats.

CSS WALK-BEHIND - CT24

- FOR CONCRETE FINISHING UP TO THE EDGE
- STANDARD FOLDABLE HANDLE
- DYNAMICALLY BALANCED
- LOW VIBRATION HANDLE

POWERED by
HONDA



CSS
CONCRETE SERVICES & SUPPLIES

CSS 36" WALK-BEHIND

- HONDA GX 160 - (5.5 HP)
- CLICK PITCH BLADE ADJUSTMENT
- SIZE:
2050 X 950 X 1100MM
- TRANSMISSION:
MAINTENANCE FREE - HEAVY DUTY
- GRIP:
AUTOMATIC CENTRIFUGE TYPE

POWERED by
HONDA



CSS
CONCRETE SERVICES & SUPPLIES

HUSQVARNA - CT 36

- DYNAMICALLY BALANCED TROWELS -
- OPTIMUM WEIGHT DISTRIBUTION - 30-DEGREE BLADE PITCH -
- GUARD RING FEATURES TUBULAR FRAMING -
- EASY CLEANING AND MAINTENANCE -



Husqvarna
POWERED by
HONDA

HUSQVARNA - CT 48

- DYNAMICALLY BALANCED TROWELS -
- OPTIMUM WEIGHT DISTRIBUTION - 30-DEGREE BLADE PITCH -
- GUARD RING FEATURES TUBULAR FRAMING -
- EASY CLEANING AND MAINTENANCE -



Husqvarna
POWERED by
HONDA

HUSQVARNA RIDE-ONS - CRT 36



- HONDA ENGINE -
- INTEGRAL WHEEL KIT -

POWERED by
HONDA



Husqvarna

HUSQVARNA RIDE-ON - CRT 48 AND CRT 48-PS

VANGUARD
Kubota

CRT 48

- PETROL ENGINES
- INTEGRATED LIFTING POINTS



CRT 48-PS

- INTEGRATED LIFTING POINTS
- ELECTRIC POWER STEERING
- PETROL ENGINES



Husqvarna

CSS PANS AND BLADES



- HIGH QUALITY, LONG LASTING AND GREAT VALUE FOR MONEY.
- FITS MOST COMMON MAKES OF POWERFLOAT.
- HUGE STOCK ALWAYS AVAILABLE!

CSS

CONCRETE SERVICES & SUPPLIES

CONTOP – Designed and built in the UK



The Contop Topping Spreader – designed by Concrete Services and Supplies (CSS) and manufactured in the UK. A versatile, mobile and affordable Dry Shake Topping Spreader that attaches directly to a Telehandler. CSS recommend a “double boom” Telehandler with a boom reach of 12m or 14m. 2 auxiliaries are required to operate the Contop hydraulics.

**AVAILABLE TO HIRE
AND BUY (NEW OR USED)**

CONTOP TOPPING SPREADER

- WEIGHT : 380KG
- LENGTH: 2620MM
- WIDTH: 980MM
- DEPTH: 900MM



Easy to transport • Holds up to 750kg of material • Variable dosage adjustment
Attaches to any Telehandler with auxillary hydraulic pipes

>>> CLICK IMAGE TO VIEW VIDEO ON YOUTUBE <<<



CON*TOP*

PULL-ALONG MANUAL DRY SHAKE MATERIAL SPREADER

This pull-along manual dry shake material spreader is a great tool for applying dry shake hardeners, reflective toppings and colouring compounds. Machine weight – 48kgs empty.

- **HOPPER TAKES 100 KG OF MATERIAL.**
- DISCHARGE RANGE 1 TO 6 KG.
- WHEELS DRIVE HOPPER BLADES.
- EACH WHEEL IS INDEPENDENT FOR EASY TURNS.
- FOLDABLE HANDLE FOR EASE OF TRANSPORTATION AND STORAGE.
- FOLDING STAND FOR EASE OF MATERIAL LOADING.
- LOW DISPENSING HEIGHT REDUCES DUST.
- EXACT MATERIAL MEASUREMENT PER M2 SAVES COST AND MEETS EXACT JOB SPEC.



BELSPRAY



The Classic comes with a four wheeled trolley chassis which requires the drums to be lifted on.

- 4-WHEELED WELDED TROLLEY CHASSIS.
- ALBANY CROWN GEAR TYPE PUMP.
- HONDA PETROL ENGINES.
- 5M DELIVERY HOSE.
- DUPLEX SUCTION PIPE WITH AGITATOR JETS AND SUCTION HOSES.
- 3M X 3/8" (10MM) LANCE WITH 3/8" (10MM) BRASS SPRAY JET.
- **OPTIONAL EXTRA:** ADDITIONAL LENGTH OF HOSE.



POWERED by
HONDA

METAL SPRAYER

SMITH S103E - 3.5 Gallon Stainless Steel
Concrete Compression Sprayer

- 3.5 GALLON CAPACITY STAINLESS STEEL TANK.
- A-GRADE STAINLESS STEEL AISI-304.
- VITON® SEALS THROUGHOUT THE PUMP AND SHUT-OFF.
- PUMP AUTOMATICALLY RELEASES PRESSURES ABOVE 85 PSI TO PREVENT OVER-COMPRESSION.
- 50" CHEMICALLY RESISTANT RUBBER HOSE IS REINFORCED WITH NYLON FOR GREATER WEAR RESISTANCE.
- 2 BRASS FLAT FAN NOZZLES INCLUDED FOR MULTIPLE FLOW RATES. ACCEPTS TEEJET® NOZZLES.



SPAREX HAND SPRAYER

Quality Heavy Duty Knapsack Sprayer

- BUILT-IN CHEMICAL SOLUTION AGITATOR.
- SUPPLIED WITH HEAVY DUTY TRIGGER VALVE WITH IN-LINE FILTER.
- 500MM REINFORCED SPRAY LANCE WITH 3 INTERCHANGEABLE NOZZLES.
- INTERNAL PISTON PUMP WITH CHEMICAL RESISTANT VITON® SEALS.
- IMPACT, CORROSION AND UV RESISTANT.
- SUPPLIED WITH MEASURING CUP, FIELD SERVICE KIT AND EXTRA NOZZLE.



CURING AGENTS & TOPPINGS

PICS Hatcrete manufacture and supply specialist materials for commercial installation clients. Our products have been used since 1991 on a vast range of projects including industrial flooring, warehouse flooring, sea defences, promenades, theme parks, car parks and even roads.



HATCRETE INDUSTRIAL FLOORING

Water based Cure & Seal

A transparent, acrylic polymer resin. Hard wearing, improving the abrasion resistance for all forms of freshly laid or existing concrete or screed.

Solvent based Cure & Seal

A high performance sealer suitable for heavily trafficked areas.

CONTACT US FOR MORE INFORMATION ON THESE AND OTHER PRODUCTS WE HAVE AVAILABLE.

Industrial Quartz Colour Hardener (Dry Shake)

HATCRETE® Industrial Quartz has all the advantages of Hatcrete Colour Hardener but with the addition of specific hard wearing minerals that offer exceptional wear resistance.

- Available in our standard range of 20 colours.
- Custom colours made to order.
- Exceptional wear resistance.
- Dense, fade resistant coloured surface.
- Quality assured to BS EN ISO 9001:2008.
- Pigments are UV fast and conform to BS EN 128 78.

HATCRETE® Industrial Quartz was classified as "Special Grade" which is reserved for the most exceptionally hard wearing surfaces and is the highest grade achievable.



CONCRETE BUGGIES



Forget the wheelbarrow. Work smarter, not harder with the Morrison Bartell Concrete Power Buggy.

Type.....	Petrol
Engine	Honda
Power Output.....	11.8HP (8.7kW)
Wheelbase	44" (112cm)
Length	97" (246cm)
Maximum Load.....	2500lbs (1136kg)
Capacity.....	17 ft ³ (481L)
Speed	7mph (12kmh)
Ground Clearance	6" (15cm)
Turning Radius	74 Degrees

- POWER SUPPLIED THROUGH HEAVY-DUTY HYDRAULIC PUMP AND TWO HYDROSTATIC DRIVE MOTORS.
- DUMP AND DRIVE CAPABILITY ALLOWS FOR FEATHERING OF LOAD IN FORWARD AND REVERSE.
- OPERATOR'S PLATFORM WITH SIMPLE AND CLEAN CONTROL SYSTEM.
- EXCELLENT TRACTION AND CONTROL WITH HEAVY-DUTY WELDED CHASSIS.
- HIGH DENSITY POLY BUCKET IS IMPACT RESISTANT AND DESIGNED TO WITHSTAND THE TOUGHEST USE.
- FOOT OPERATED DUMP LEVER ALLOWS OPERATOR TO ALWAYS KEEP BOTH HANDS ON STEERING HANDLE.
- FOOT ACTUATED OPERATING AND PARKING BRAKE.
- HEAVY DUTY COMPONENTS FOR LONGER LIFE.
- FOAM FILLED TYRES.

OPTIONS: CHUTE FOR CONTROLLING FLOW IN SMALL AREAS



VIBRATING SCREED (L SHAPE RAIL)



- DESIGNED FOR AN OPERATOR TO QUICKLY LEVEL AN ENTIRE AREA.
- ADJUSTABLE HANDLE FOR MORE EFFICIENT HANDLING.
- HANDLE VIBRATION IS MINIMIZED WITH IMPACT ABSORBING MOUNTING SYSTEM.
- SUPERIOR CONTROL WITH HANDLE MOUNTED THROTTLE AND ON/OFF SWITCH.
- HIGH FREQUENCY VIBRATION DISPERSES AND LEVELS CONCRETE WITHOUT BUILD-UP.
- LIGHTWEIGHT, EASY TO TRANSPORT TO AND AROUND JOB SITES.
- BLADE DESIGN PERMITS CUTTING AND SMOOTHING IN A SINGLE OPERATION.

A great, lightweight vibrating screed with a Honda drive unit.

Available beams: 1.8 metre (6ft), 2.4 metre (8ft), 3 metre (10ft), 3.65 metre (12ft).

HUSQVARNA BATTERY SERIES

Husqvarna battery-powered products deliver cordless convenience, high power, quick starts and low noise. Free from direct emissions, with user-friendly design results in optimally balanced machines with impressively low vibration levels. Without engine noise or direct emissions, your work environment will improve. And the savings on fuel and service costs will benefit your bottom line.

HUSQVARNA BV 30i BATTERY DRIVEN SCREED


The battery-powered BV 30i. With easy manoeuvring, the absence of exhaust fumes and no need to purchase and fill oil and petrol, this machine stands for a better work environment. Compatible with all existing BV 30 screed profiles. Thanks to its battery-powered engine, there is less wear on parts, no oil changes are required and the risk of using the wrong fuel is a thing of the past.



HUSQVARNA K 535i BATTERY DRIVEN POWER CUTTER

The Husqvarna K 535i 36 V is a lightweight 9" battery disc cutter with low vibrations and user-friendly ergonomics. The excellent power-to-weight ratio makes it perfect for quick and efficient cuts. Suitable for concrete garden plates, granite, roof and floor tiles. K 535i is adaptable for wet and dry cutting. Fits with Husqvarna BLi200/300 batteries.





BLi200 BATTERY



- STANDARD CHARGING
- BATTERY CAPACITY - 5.2 AH
- BATTERY VOLTAGE - 36 V

BLi300 BATTERY



- FAST CHARGING
- BATTERY CAPACITY - 9.4 AH
- BATTERY VOLTAGE - 36 V

QC330 STANDARD CHARGER

The Husqvarna QC330 Charger for Li-ion batteries provides fast and smart charging.



QC500 FAST CHARGER

The Husqvarna QC500 Charger is ideal for charging the BLi300 battery. Compatible with other Husqvarna BLi batteries, but the BLi300 can charge to 100% in just 60 minutes.

Compared to the QC330 the QC500 charges up to 50% faster.



HUSQVARNA FLOOR & ROAD SAWS

In floor sawing, maximum productivity can only be achieved by a well balanced formula of power, ergonomics, torque, manoeuvrability and reliability. This is what makes Husqvarna floor saws the ideal choice for maximum productivity. With our complete line-up of top-quality machines, ranging from big, powerful road saws with Tier 4/Stage IIIB compliant diesel engines to small agile floor saws with reliable petrol engines, we can offer a suitable machine for every job.

HUSQVARNA ROAD SAWS

FS5000D

YANMAR

- 3750MM BLADE
- 300MM DEEP CUT
- OPTIONAL 900MM CONVERSION
- SELF PROPELLED
- DIESEL YANMAR ENGINE



FS3500G

KOHLER

- 350MM BLADE
- 125MM DEEP CUT
- KOHLER ENGINE



HUSQVARNA FLOOR SAWS

FS524

- 5600MM BLADE
- 241MM DEEP CUT
- SELF PROPELLED
- HONDA PETROL ENGINE

POWERED by HONDA



FS413

POWERED by HONDA

- 500MM BLADE
- 189MM DEEP CUT
- HONDA PETROL ENGINE



FS400LV

POWERED by HONDA

- 450MM BLADE
- 162MM DEEP CUT
- HONDA PETROL ENGINE



FS305

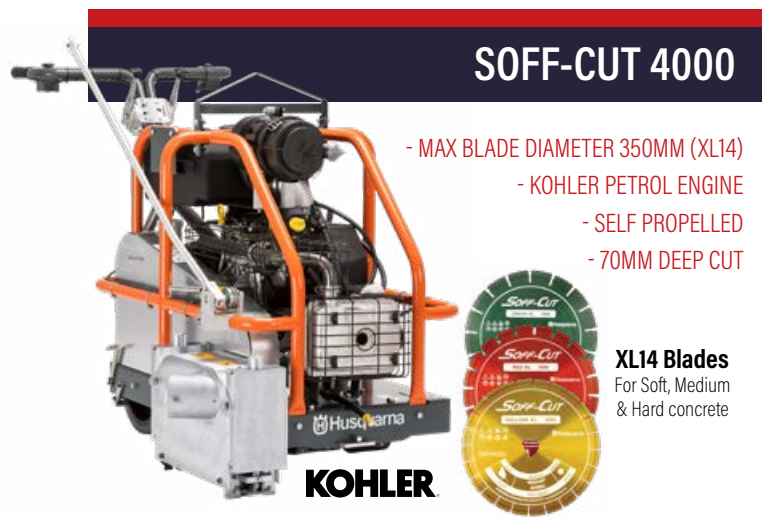
- 350MM BLADE
- 125MM DEEP CUT
- HONDA PETROL ENGINE

POWERED by HONDA



HUSQVARNA SOFF-CUT - ULTRA EARLY ENTRY SAWS

Soff-Cut is a system developed for ultra-early sawing of contraction joints after pouring concrete slabs. It's the optimal solution for minimising the risk of random cracking. Now you can control random cracking on your slab with a shallow cut – just one hour after pouring. The Soff-Cut® Ultra Early Entry™ dry-cutting system minimises the risk of random cracks in concrete. This system is the optimal way to control random cracking, by cutting control joints as part of the finishing process, within the green zone. With ultra-early entry cutting you can control cracking in slabs up to 9 inches thick, with only a 1-inch minimum depth.



A COMPLETE RANGE OF REPLACEMENT DIAMOND BLADES IS AVAILABLE FOR ALL OF OUR SAWS. WE CAN SUPPLY BOTH 'GREEN' CONCRETE OR 'HARD' CONCRETE OPTIONS.

S26 DUST EXTRACTOR

S 26 is a powerful single-phase HEPA dust extractor to match the grinding machines Husqvarna PG 280, PG 450 and early entry saw Soff-Cut 150. It also matches small scarifiers, shot blasters & handheld power tools.

The Longopac® bag hose system ensures simple, dust-free bag changes.



S36 DUST EXTRACTOR

S 36 is a very powerful single-phase HEPA dust extractor to match the grinding machines Husqvarna PG 530 (1-phase), PG 450, PG 400 and PG 280 as well as small to mid size scarifiers, grinders, shot blasters and handheld power tools.

The Longopac® bag hose system ensures simple, dust-free bag changes.

Husqvarna



FLOOR SAW - BFS1345



- MAXIMUM BLADE DIAMETER 450MM
- MAXIMUM DEPTH OF CUT 170MM
- LOW HAND ARM VIBRATION
- BALANCED CENTRAL LIFTING POINT
- LOW MAINTENANCE
- FAST CUTTING SPEED



**WACKER
NEUSON**
all it takes!



NUMATIC WV900 WET VAC

CAPACITY - DRY 40L, WET 32L,
POWER CORD - 10M, **MOTOR** - 1000W
WEIGHT - (MACHINE + KIT) 25.2KG
POWER - 230V AC 50/60HZ, **CLEANING RANGE** - 26.8M
SUCTION - 2400MM H2O, **AIRFLOW** - 49L/SEC
DIMENSIONS - 490 X 800 X 880MM, **KIT** - BS8 KIT



NUMATIC WVD2000DH WET VAC

CAPACITY - 70L,
POWER CORD - 10M, **MOTOR** - 2 X 1000W
WEIGHT - (MACHINE + KIT) - 28.9KG
POWER - POWER: 230/120V AC 50/60HZ, **CLEANING RANGE** - 26.8M
SUCTION - 2400MM H2O, **AIRFLOW** - 98L/SEC
DIMENSIONS - 640 X 530 X 970MM, **KIT** - BS7 KIT



POKERS & EXTERNAL VIBRATORS

We have a selection of vibrating pokers and external vibrators, from the Honda powered Portavibe through to the Wacker Neuson range covering everything from high frequency pokers to more traditional shaft drive pokers.

PORTAVIBE - LIGHTWEIGHT STRIMMER TYPE POKER

Head 45mm
Shaft Length.....1.44m
Weight13 kg
Power Honda GX35 - 4 stroke engine

POWERED by
HONDA



HIGH FREQUENCY ELECTRONIC POKERS



IRFU - High Frequency 110v poker with integral convertor. 5.0m hose with 15m of supply cable (other hose lengths to order). Head diameter sizes: 30mm, 38mm, 45mm, 57mm & 65mm.

IRFU-FU57 - trigger type poker for slabs and slip form.

Supplied with integral convertor. Only 57mm diameter head size available (110v).



SHAFT DRIVE POKERS

- 3M, 4M OR 5M SHAFT LENGTH.
- 25MM, 35MM, 45MM AND 55MM HEAD DIAMETERS
- INTERCHANGEABLE SHAFTS BETWEEN DRIVE UNITS
- ORDER YOUR CHOICE OF HEAD AND SHAFT COMBO.

M2500/115 - 110v electric drive unit.



EXTERNAL VIBRATORS

ARFU26/6/115 - First-class compacted concrete is essential for the production of concrete surfaces. Thanks to its high-quality construction, Wacker Neuson's external vibrator with integrated frequency inverter offers this precision compaction. The result: Beautifully smooth and level concrete surfaces on walls, pillars and columns.



**WACKER
NEUSON**
all it takes!



- EXTREMELY VERSATILE THANKS TO ITS INTEGRATED FREQUENCY INVERTER
- CAN BE CONNECTED DIRECTLY TO 110V SUPPLY
- LONG DURABILITY THANKS TO ITS POWERFUL ELECTRIC MOTOR WITH STABLE SPEEDS
- FAST ASSEMBLY WITH EASY TO USE FASTENING CLAMPS SV4 & SV5

REBAR TOOLS

MAX REBAR TIERS

MAX

RB398/CE

- 20MM TO 39MM REBAR COMBINATION.
- 120 TIES PER COIL (3 WRAPS PER TIE)*
- 2600 TIES PER CHARGE.
- TW898 SERIES WIRE
- 0.8MM DIAMETER WIRE - AVAILABLE IN PLAIN STEEL, ELECTRO GALVANISED & POLYESTER COATED.
- 50 SPOOLS PER CARTON.



RB441T/CE TWINTIER - INC 2 X BATTERIES & CHARGER

- 20MM TO 44MM COMBINATION.
- 240 TIES PER COIL (TWIN WIRE, 1 WRAP - STRONGER AND TIGHTER)*
- 4,000 TIES PER CHARGE.
- FASTER TYING SPEED.
- VARIABLE TORQUE DIAL.
- LESS WIRE CONSUMPTION.
- TW1061T SERIES TYING WIRE
- 1.0MM DIAMETER WIRE
- AVAILABLE IN PLAIN STEEL, ELECTRO GALVANISED & POLYESTER COATED.
- 30 SPOOLS PER CARTON.



* - NUMBER OF TIES BASED ON
13MM ON 13MM REBAR.

WACKER NEUSON REBAR TIERS - LIMITED STOCK!



WACKER NEUSON
all it takes!

- THE MECHANICAL DEVICE USES A PROVEN TWIN WIRE MECHANISM
- TIES UP TO 1,000 UNIFORM AND FIRMLY TIED KNOTS PER HOUR.
- EASY ONE HAND OPERATION IN AN UPRIGHT POSITION.
- PROFESSIONAL TOOL FOR TRADITIONAL REBAR JOBS & FASTENING PLASTIC DUCTS.
- MECHANICAL DEVICE CONCEPT: INDEPENDENT OF BATTERY LIFE AND RECHARGING TIMES.
- NO SCRAP WIRE TO DISPOSE OF.
- THE MAGAZINE OF 77 SINGLE TIES IS CHANGED EASILY.
- 7,700 TIES PER CARTON.
- OPTIONAL CARRY CASE AVAILABLE.



REDUCED PRICES!!!



LIGHTING TOWERS

4.5KVA SUPER SILENT DIESEL GENERATOR LIGHTING TOWER



- 4 X 200W FULLY ADJUSTABLE LED LAMPS (100,000 LUMENS).
- 5.4M MAST HEIGHT.
- 66 DBA @ 7M.
- YANMAR DIESEL ENGINE.
- 4 WHEELED TROLLEY.
- ADJUSTABLE OUTRIGGER LEGS.
- 395KGS FULLY FUELLED.
- OPTIONAL 7 DAY PROGRAMMER/TIMER.
- 110V & 240V OUTLETS.



**AVAILABLE TO HIRE
AND BUY (NEW OR USED)**



TRIMBLE LASERS & RECEIVERS

Using Trimble Site Positioning systems, customers measure, stake, check, manage and inspect all phases of their earthworks and paving operations. Share information, track results instantly, make smarter decisions & manage multiple job sites with ease.

LASER STAFF



- 200MM² BASE
- 1.8M HIGH

HL700 - DIGITAL READOUT RECEIVER

- DIGITAL READOUT OF ELEVATION PROVIDES A NUMERIC DISPLAY OF ± 5 CM AND SHOWS HOW FAR THE ELEVATION IS FROM ON-GRADE
- A LARGE 12.7 CM RECEPTION HEIGHT
- MULTIPLE ON-GRADE SENSITIVITIES TO CUSTOMIZE ACCURACY
- SIMULTANEOUS ELEVATION LEDS SIGNAL IN LOW LIGHT
- C70 ADAPTER WITH BUBBLE VIAL INCLUDED



Trimble

GL422N - DUAL GRADE LASER - VERT ALIGNMENT

- FAST SETUP, MINIMAL TRAINING TIME AND AUTOMATIC SELF LEVELLING
- SIMPLE, ACCURATE DIAL IN GRADE FROM -10% TO +15%
- UP TO 2,600 FT (800 M) WORKING DIAMETER
- HIGHLY RUGGED DESIGN AND PATENTED LIGHTHOUSE SEAL
- 2-WAY FULL FUNCTION REMOTE CONTROL
- AUTOMATIC GRADE MATCH AND PLANELOK

Trimble



GL722 - EXTRA LONG RANGE DUAL GRADE LASER



Trimble

- HIGH PRECISION & EXTRA LONG RANGE DUAL GRADE LASER
- ACCURATE RESULTS REGARDLESS OF TEMPERATURE CHANGES
- LONG BATTERY LIFE AND FLEXIBLE POWER OPTIONS
- BETTER THAN 5 ARC SECOND SERVO DEADBAND ACCURACY
- UP TO A TO 3,000 FOOT (900 METER) DIAMETER
- +/- 10% IN THE X AXIS GRADE RANGE AND -0.5 TO +25% Y-AXIS GRADE RANGE
- LONG-RANGE RADIO REMOTE
- AUTOMATIC AXISALIGNMENT, GRADE MATCH AND PLANELOK CAPABILITY

BATTERIES & CHARGERS



Trimble

WE HAVE A RANGE OF BATTERIES AND CHARGERS
AVAILABLE FOR THE TRIMBLE EQUIPMENT

TRIPODS, STAFFS & CLAMPS

NEDO ELEVATING TRIPOD

- ALUMINUM TRIPOD PLATE AND JOINTS
- MM SCALE ON TELESCOPIC TUBE
- REINFORCED TELESCOPIC TUBES
- COMBINATION TRIPOD SHOES
- ADDITIONAL LEG BRACES
- INDIRECT CRANK DRIVE
- DOUBLE TELESCOPE
- QUICK CLAMP
- DRAGON-FLY



NEDO JUMBO TRIPOD

- INDIRECT CRANK DRIVE
- TWIST-PROOF CRANK COLUMN WITH CENTRIC
- REINFORCED TELESCOPIC TUBES CLAMPING
- EXTRA LARGE ALUMINUM TRIPOD PLATE
- MM SCALE ON TELESCOPIC TUBE
- ADDITIONAL LEG BRACES
- DRAGON-FLY
- QUICK CLAMP
- SPREAD STOP



GIRDER CLAMP

- COLUMN STAND WITH CLAMP ARM
- WEAR-RESISTANT SCALE PRINTING IN MILLIMETERS
- LOAD CAPACITY OF 20 KG



Used in locations where the floor space cannot be used or must be kept clear. This stand can be attached to a column or pillar via a clamping arm, it can also be attached to a wall using the side support.

The stand is manually adjustable and features wear-resistant scale printing in millimeters. The maximum weight capacity is 20 kg. Suitable for optical measuring instruments such as lasers etc.

TELESCOPIC STAFF

Nedo StandardLine telescopic leveling staffs made of anodised aluminum profile tubes are designed for tough use on the construction site. A reliable locking mechanism guarantees that the telescopic elements are securely locked in place. A cover and a bubble level are included.



CONCRETE FINISHING TOOLS

CSS are able to offer the very best in concrete finishing tools. Here you can find our range of Concrete Finishing Tools from Kraft Tool Co.®, we have Rakes, Placers, Hand Trowels, Radius Floats, Brush Kits and more, if you need it, we can supply it.

BIG BLUE FLOATS

Also known as a 'Big D', Easy Float, or even 'flip flop float'. Made from flexible blue steel and 12" (300mm) wide. Excellent smoothing float.

AVAILABLE SIZES:

900 MM
1200 MM
1500 MM
1800 MM



MAGNESIUM BULL FLOATS

Also known as 'mag floats'. Made from extruded, painted magnesium and are 8" (200mm) wide. Being rigid they can help even out the wet concrete. Better than a Big Blue if your concrete suffers from 'bleed water' issues – and a good smoothing float.

1200 MM WIDE



AVAILABLE AS BLADE ONLY, BLADE WITH KNUCKLEHEAD OR BLADE WITH KNUCKLEHEAD AND 3 X 1.8M HANDLES

RUBBER SQUEEGEE



Rubber Squeegee complete with snap adaptor CC284 or Heavy Duty Knuckle

- SQ4 (1.2M)
- SQ6 (1.8M)

WHISKEY STICK

Magnesium blade levels and places concrete fast. Rounded back edge for floating and square front edge for cutting and filling (a mini 'bump cutter').

Blade is 5' (1.5m) long. Handle tilts to the right floating angle. Fitted with braces and a 1.8m x 35mm diameter snap handle.



CHANNEL RADIUS FLOAT

Made from magnesium (reducing bleed water issues), these 'dual edge' floats will improve your flatness tolerances. The round edge on the back of the float will smooth the concrete and the sharp right angle on the front will help trim the 'high spots'. Supplied with braces (outriggers) to reduce twisting.

AVAILABLE AS BLADE ONLY, BLADE WITH KNUCKLEHEAD OR
BLADE WITH KNUCKLEHEAD AND 3 X 1.8M HANDLES

VARIOUS SIZES AVAILABLE: 6, 8, 10 & 12 FT.




HEAVY DUTY BUMP CUTTER

Traditional bump cutter also known as a pavers or highway straightedge. Improves tolerances of your floor slab in the later stages of concreting by trimming high spots and moving the 'fat' to help fill and level uneven areas.

AVAILABLE AS BLADE ONLY, BLADE WITH KNUCKLEHEAD OR
BLADE WITH KNUCKLEHEAD AND 3 X 1.8M HANDLES

AVAILABLE IN: 10 & 12 FT.




LIGHTWEIGHT BUMP CUTTER

Often known as a 'keyhole' bump cutter. Made from magnesium the keyhole design gives greater strength but is very light. Improves tolerances of your floor slab in the early stages of concreting whilst the concrete is still 'plastic'.

AVAILABLE AS BLADE ONLY, BLADE WITH KNUCKLEHEAD OR
BLADE WITH KNUCKLEHEAD AND 3 X 1.8M HANDLES

AVAILABLE IN: 10 & 12 FT.



RAKES AND PLACERS

Concrete is heavy enough to move around so use a good quality lightweight tool.

All aluminium is our most popular placer.

Gold – slightly 'hooked' or Blue – 60 degree angle.

GOLD LIGHT WEIGHT ALL ALUMINIUM PLACER (NO TEETH)

BLUE LIGHT WEIGHT ALL ALUMINIUM PLACER (NO TEETH)

MEGA MOVER CONTOURED WOOD HANDLE WITH ALUMINIUM HEAD (WITH TEETH)

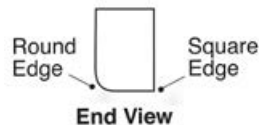
MEGA MOVER CONTOURED WOOD HANDLE WITH ALUMINIUM HEAD (NO TEETH)

DUAL FACED MAGNESIUM RAKE - LIGHTWEIGHT BROOM HANDLE - 1 STRAIGHT SIDE AND 1 WITH TEETH



BUCKAROO & BUCKEYE

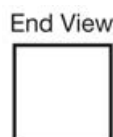
Buckaroo (magnesium 35mm x 50mm) with wood handle and level vial – 1 round edge for smoothing and 1 square edge for trimming.



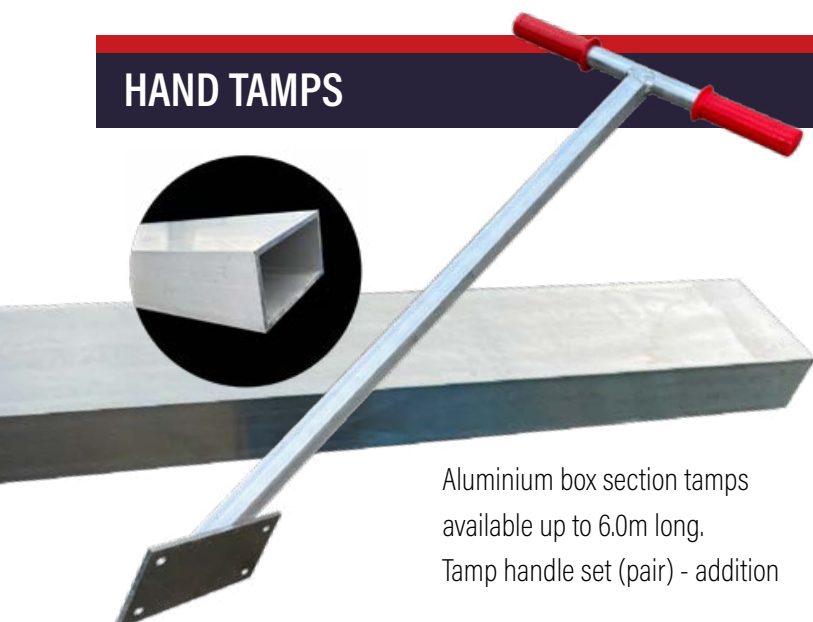
Buckeye (aluminium 40mm x 40mm) with wood handle and level vial – square edge.



AVAILABLE SIZES:
4' (1.2M) - 6' (1.8M) - 8' (2.4M) - 10' (3.0M)



HAND TAMPS



Aluminium box section tamps
available up to 6.0m long.
Tamp handle set (pair) - addition

BRONZE WALKING GROOVER

CC278 8" X 8" 1/4"R, 1"D


CC279 8" X 8" 1/4"R, 1-1/2"D



Fits to pole with Clevis Snap Adaptor

AUSSIE COMBO HAND SCREED

This tool can be used as a float, screed, or check rod.
A 10' blade of Genuine Extru-Lite™ Magnesium forms the base of the tool. The 1-3/8" wide bottom edge features a round edge for floating and a square edge for cutting.



DEEP BIT BRONZE GROOVER

- 1-1/2" Deep Bit, 1/2" Wide Bit, 1/4" R
- 100% Bronze, cuts smooth clean grooves

CF317PF



HAND FLOAT

Hard wearing urethane
350mm x 150mm

URETHANE HAND FLOAT 14" X 5"



WALKING EDGING TROWEL

(Use with adaptor to fit to pole)
9" x 4" x 1/2" radius inc bolt

CC392-01



HI-CRAFT POINTED SWORD TROWEL


- High carbon steel blade
- Unique shape used in tight corners and spaces
- Soft grip handle



AVAILABLE SIZES:
HC121 14" X 4 1/2"
HC123 18" X 4 1/2"

HI-CRAFT SQUARE/SQUARE TROWEL

- Strong carbon steel blade
- Ground blade for smooth finishing
- Great for finishing slabs and sidewalks
- Comfortable soft grip handle



AVAILABLE SIZES:
HC146PF 14"X4"
HC144PF 16"X4"
HC142PF 18"X4"

HI-CRAFT POOL TROWEL

- Strong carbon steel blade
- Ground blade for smooth finishing
- Round ends prevent gouging
- Short shank for flexibility



AVAILABLE SIZES:
HC437PF 14"X4"
HC438PF 16"X6"

HAND EDGERS - ARRIS TROWELS

An edging trowel to give a clean, crisp border to your external slab.


9" X 4" X ¼ RADIUS (CF677PF) 6MM RADIUS
9" X 4" X ½ RADIUS (CF678PF) 12MM RADIUS
9" X 4" X ¾ RADIUS (CF189PF) 19MM RADIUS
6" X 3" X ¼ RADIUS (CF568PF) 6MM RADIUS



CONCRETE CHUTE SCRAPER

Pull the last of the concrete down the chute. Made out of sturdy, lightweight 1/8" aircraft aluminum.

The 10"x7-1/2" blade is rounded to fit most chutes. CC987H



STEEL HAND TROWELS



High quality trowels from Kraft Tool Co.

CF212 PF 12" X 4" CARBON STEEL, PROFORM GRIP (SQUARE BOTH ENDS)
CF217 PF 14" X 4" CARBON STEEL, PROFORM GRIP (SQUARE BOTH ENDS)
CF222 PF 16" X 4" CARBON STEEL, PROFORM GRIP (SQUARE BOTH ENDS)
CF534 PF 14" X 5" CARBON STEEL, PROFORM GRIP (SQUARE BOTH ENDS)
CF535 PF 16" X 5" CARBON STEEL, PROFORM GRIP (SQUARE BOTH ENDS)
CF546 PF 18" X 5" CARBON STEEL, PROFORM GRIP (SQUARE BOTH ENDS)
CF234 PF 24" X 5" CARBON STEEL, PROFORM GRIP (SQUARE BOTH ENDS)

CF284 PF 14" X 4" CARBON STEEL, PROFORM GRIP (ROUND/SQUARE)
CF285 PF 16" X 4" CARBON STEEL, PROFORM GRIP (ROUND/SQUARE)
CF343 PF 18" X 5" CARBON STEEL, PROFORM GRIP (ROUND/SQUARE)

CF446 PF 14" X 4" CARBON STEEL, PROFORM GRIP (ROUND/ROUND)
CF447 PF 16" X 4" CARBON STEEL, PROFORM GRIP (ROUND/ROUND)
CF448 PF 18" X 4" CARBON STEEL, PROFORM GRIP (ROUND/ROUND)

MAGNESIUM HAND TROWELS

Round ended or square ended. Ideal for wet trowelling to help reduce bleed water to the surface.

CF016PF 16" X 3" SQUARE BOTH ENDS
CF020PF 20" X 3" SQUARE BOTH ENDS

CF076PF 16" X 3" ROUND BOTH ENDS
CF078PF 16" X 3" ROUND / SQUARE



CLEVIS SNAP ADAPTOR

Expand the use of your tools with this adapter!
All your concrete tools can use the same button
bull float handle with this adapter.
(CC284)



SWIVEL (FUNNY) BRACKET

Transform your concrete
finishing trowel into a
fresno with this bracket.
(CC658)



FRESNO BROOMS & KITS

4ft Nylon Fresno Brush Kit



4ft Steel Fresno Brush Kit



Nylon Brush with 2 x CC160
Brackets to fit Fresno



Steel Brush inc 2x L Shape
Brackets to fit Fresno



Nylon Brush with Adaptor to fit
Snap Handle (CC160 & CC284-01)



Steel Brush – Head Only



Steel Brush Head inc T Shaped
Bracket (CC494) & Snap
Adaptor (CC284) to fit poles



Steel Brush including a
Wooden Handle



Fresno Blade Only 4ft
(CC834-01)



MULTI-TRACK FLOATS



Texturing float for putting 'V' shaped grooves in the surface of wet concrete.
6mm wide at the top and 6mm deep to the bottom of the 'V'.

AVAILABLE AS BLADE ONLY OR COMPLETE WITH KNUCKLEHEAD

4' (1.2M) GROOVES AT 1"(25MM) (CENTRE TO CENTRE)

4' (1.2M) GROOVES AT 1/2"(12MM) (CENTRE TO CENTRE)



THE BIG MEGA GROOVER



Magnesium 4ft (1200mm) Blade (square/square) – 20mm Width by 12mm Groove depth. Please contact us should you require different spacing.

- DOUBLE END CATTLE GROOVER BIT 20MM WIDE X 12MM DEEP (EACH)
- 42" SQUARE END MAGNESIUM BULL FLOAT (BLADE ONLY)
- 42" SQUARE END MAGNESIUM BULL FLOAT WITH KNUCKLEHEAD
- 48" SQUARE END MAGNESIUM BULL FLOAT (BLADE ONLY)
- 48" SQUARE END MAGNESIUM BULL FLOAT WITH KNUCKLEHEAD
- 42" ROUND END MAGNESIUM BULL FLOAT (BLADE ONLY)
- 42" ROUND END MAGNESIUM BULL FLOAT WITH KNUCKLEHEAD
- 48" ROUND END MAGNESIUM BULL FLOAT (BLADE ONLY)
- 48" ROUND END MAGNESIUM BULL FLOAT WITH KNUCKLEHEAD

TOOL SPARES

Snap handles (45mm) – 1.8m, 2.4m, 3.0m (6ft, 8ft, 10ft) & Spare spring clips available.

Knucklehead pitch brackets



Bronze Bull Float Groover Attachment

EZ Kneeler



1" - (CC941)

1 1/2" - (CC942)

2" - (CC943)



Clevis snap adaptor



HEXAGON IMPRINT ROLLER

Imprints a pattern into the surface of wet concrete to provide an anti-slip surface in livestock areas. Use powder or liquid release prior to imprinting to help minimise 'stippling' of the surface.



INDENT ROLLER



For smaller areas giving a 'pyramid' shape to the surface (300mm wide complete with handle)

ROLLER BUGS

Single roller – either for pushing aggregate down and/or a diamond patterned non-slip surface.




Double roller – heavier and therefore primarily for pushing aggregate down for more 'fat' on the surface.



PUMP HOSE SKID

Pump Hose Skid LH-54 – move your pump hose line over rebar and mesh with ease.



FUTURE 2000 GLC CONCRETE DISSOLVER

Future 2000
GLC Concrete Dissolver
20 litres



MOULD OIL

General purpose mould oil.
25 litres



HIPERTROWEL - GRINDING & POLISHING

When polishing concrete floors, you sometimes need a faster polishing method than using a planetary floor grinder. Especially when you're dealing with a really large, unobstructed area, where the surface flatness is already sufficient.


The Husqvarna Hipertrowel™ system is exactly the solution you're looking for. Create a functional polished concrete floor at the speed of ride-on trowel finishing.

CSS Ltd are the exclusive dealer for the UK and Ireland so you can buy with confidence.



TRW RESIN AND METAL DIAMOND PADS

HUSQVARNA HIPERTROWEL RESIN AND METAL DIAMOND WET GRINDING PADS.
GRITS AVAILABLE RANGING FROM 50 TO 3000.



HIPERCLEAN FINISHING PADS

HUSQVARNA HIPERCLEAN TRW 14" WET/DRY FINISHING PAD

14 INCH WET/DRY FINISHING PAD FOR USE WITH 36 AND 48 RIDE-ON POWER TROWELS.

HUSQVARNA HIPERFLEX 13.5" DRY POLISHING PAD


13.5 INCH 800 GRIT DRY POLISHING PAD FOR USE WITH 36 AND 48 RIDE-ON POWER TROWELS.



HIPERFLEX TRW ATTACHMENTS

14" PAD DRIVER

14 INCH PAD DRIVER AND 4 SCREWS FOR USE WITH HIPERFLEX PADS ON 36 AND 48 RIDE-ON POWER TROWELS.



HUSQVARNA HIPERFLEX TRW ATTACHMENTS

MOUNTING PLATE + ROTARY BEARING FOR USE WITH HIPERFLEX PADS ON 36 AND 48 RIDE-ON POWER TROWELS.



HUSQVARNA FLOOR TREATMENTS

HUSQVARNA CURE K 20L

DENSIFIER FOR FRESHLY GROUND CONCRETE FLOORS.



HUSQVARNA HIPERSEAL 20L

TOPICAL SEALER 50:50 WATER



HUSQVARNA HIPERGUARD 10L (NOW PREMIUM GUARD)



IMPREGNATING GUARD TO PROTECT POLISHED CONCRETE FLOORS.



BEFORE



AFTER





HUSQVARNA FLOOR GRINDER- PG 280

- 110V
- SINGLE DISC FLOOR GRINDER
- 280MM GRINDING WIDTH
- LIGHT AND COMPACT



HUSQVARNA FLOOR GRINDER- PG 400

- PETROL POWER
- SINGLE DISC FLOOR GRINDER
- 400MM GRINDING WIDTH
- COMPATIBLE WITH DUST EXTRACTOR



TOOLING FOR HUSQVARNA PG 280 (110v) & PG 400 (Petrol)

HUSQVARNA VARI-GRIND
(G644D, G645D, G647D)

- MEDIUM BOND METAL DOUBLE SEGMENT.
- FOR USE WITH PG280 AND PG400 (PETROL)
- 30, 50 & 100 GRIT



HUSQVARNA PIRANHA GT1X1

- PIRANHA PCD AGGRESSIVE
- TOOLING FOR EPOXY & RESINS.



CALL US TO FIND OUT MORE ABOUT THE HIPERTROWEL SYSTEM



HIRE | SALES | SERVICE

sales@laserconcrete.co.uk

01477 500066

07720 711312

www.concretehireandsales.com